MISSION SUPPORT X

Capabilities briefing · Mission support for public safety · November 2026

A shared view.
A clear response.

MSX connects the field, the real-time crime center (RTCC) and command through the voice, data and video each person should have, and nothing they should not.

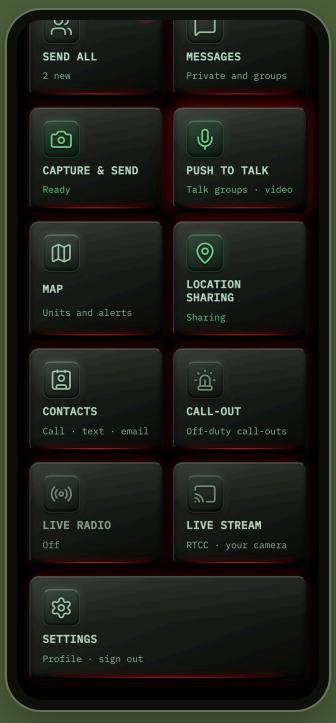

MSX Share · the field

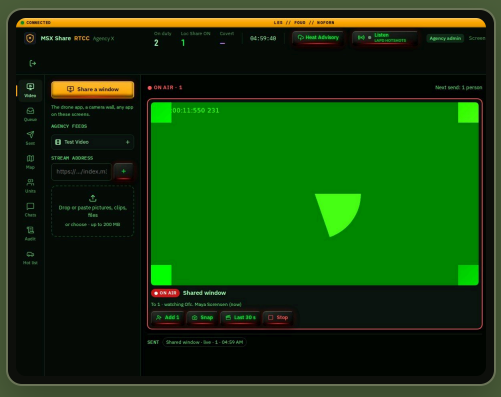

MSX Ops · RTCC and command

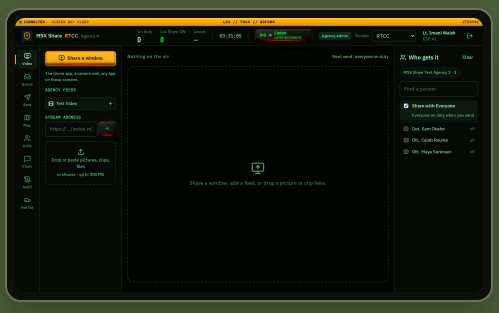

MSX Bridge · audio and video

MSX Share, MSX Ops, MSX Bridge and MSX Events are products of GY6 Public Safety, a GY6 Global Holdings company, sold, delivered and supported by GY6 Solutions. Every screen shown is the product or a mock-up with synthetic people and data. Independent of and not endorsed by any agency or event.

Start with the task

One officer sees it. The right ones know.

MSX Share is the field app for every member of the agency, on the iPhone or Android phone they already carry. A first demonstration follows one piece of information from the scene to the people who should have it.

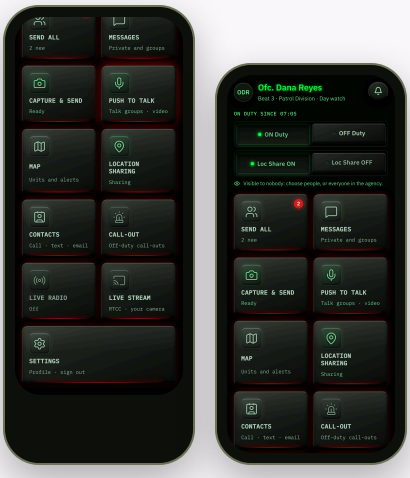

Capture and send

A photo or file from the scene to the unit, everyone on duty, named people or the RTCC. Sealed on the phone until there is signal.

Live video

A drone as soon as the pilot goes live, your own camera, any stream or the RTCC screens, full screen on the phones and cars that should have it.

Push to talk

Talk groups, scan, private calls, Emergency and a silent Duress alarm. It needs a data connection; keep radio for mission-critical voice.

Location by choice

Off at every sign-in. Officers choose who sees their position. Emergency and Duress behave differently and are set by the agency.

Chat and alerts

The agency channel and group chats with photos, voice and files. Urgent alerts take over the screen on the phone and in the car.

Call-out

Everyone on a list alerted at once, on duty or off, with a board that counts who is responding.

Sign in with a cell number. A six-digit code by text or call, no passwords to lose, one device at a time on the radio. Who sent, opened, acknowledged and responded is recorded, and no servers are installed at the agency.

From a source to a selected audience

The desk decides who sees what.

MSX Bridge brings in the agency's live audio and video. MSX Ops gives the RTCC and command the desk to send it, the duty board and the audit log.

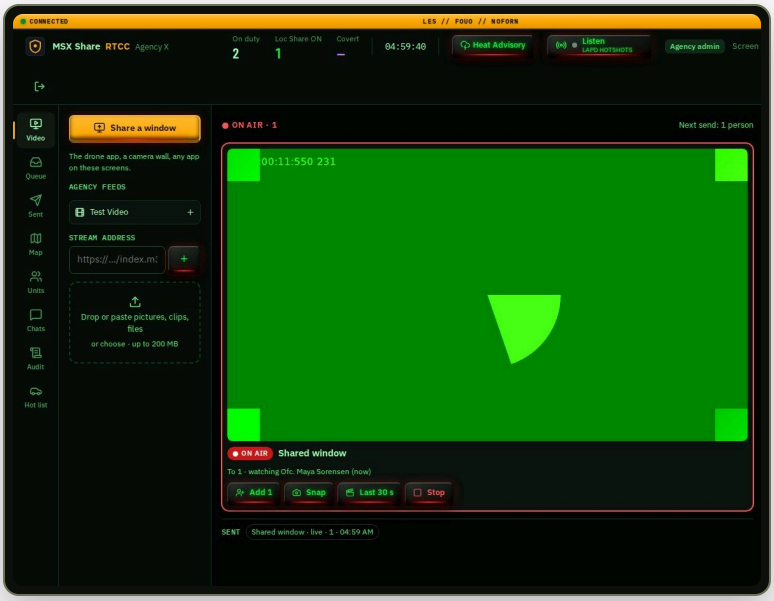

Sources

The radio, drones, registered cameras, any stream address and any window on the RTCC's screens.

Preview, then send

Nothing goes out until the desk picks the people, units or everyone on duty and presses Send.

On the air

Add people, send a still or the last 30 seconds, or stop it on every screen at once.

Not recorded, logged

Live video goes from source to screen and is not stored. The audit log keeps who sent, watched, acknowledged and responded.

Nothing to host

The relay is run by GY6 in the agency’s region. The drone send address goes into the controller once.

Duty board

Who is on duty, where and since when, with call-out lists and the response board.

Admin screens

People, units, talk groups, call-out lists, duty checks and radio rules, set by the agency’s own admins.

On every phone, car and desk. The live picture opens full screen, live from its first frame, and keeps playing with the phone locked. Stills and clips arrive in the chat of the people watching.

Agency rules come first

Permissions, duty and recipients shape it.

Every share goes to the people the agency's structure and the sender's choices allow. Admins set the structure once; officers and the desk choose recipients each time.

Location

Routine sharing starts off at sign-in. Emergency, Duress and plainclothes use each have their own behavior, set and tested with the agency.

People and roles

Units, who reports to whom, supervisors, talk groups and call-out lists. Confirm access before invitations grow.

Devices and connectivity

Push to talk and live video need a data connection. iPhone and Android, in-car view in the browser beside the CAD client.

Alongside your radio

MSX works with the agency’s radio feed. Land mobile radio stays the system of record for mission-critical voice.

Every view is logged. The audit screens show who sent, saw, acknowledged and responded to what, and every settings change, including changes made by GY6 support staff.

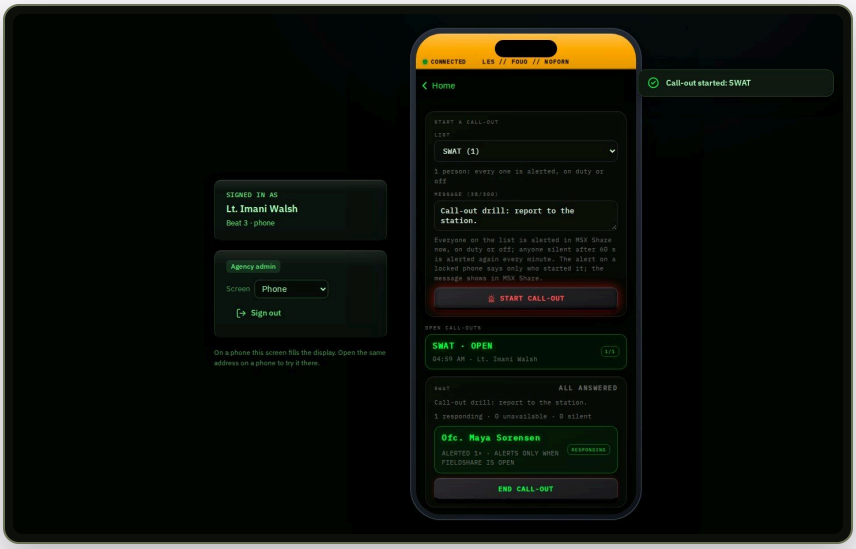

One live picture of the event

Every team, tent and partner. One map, one call.

MSX Events gives an event's command desk the whole course: every team on the map, the medical tents, partner agencies as guests and live video from the scene. It joins the radios, handsets and systems the event already runs and replaces none of them.



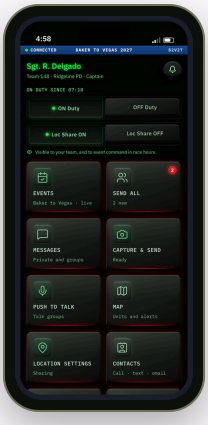

Event command

Teams counted stage by stage, phone coverage along the road, incidents on top with their live video, and every talk group from the desk.

One talk group per job

Teams, medical tents, officials and partner agencies on MSX Share push to talk, with Emergency and a silent Duress on every phone.

Tents and partners

A tent tablet shows who is coming, the doctor's advice and the live video. EMS, air medical and law enforcement join for the event; their dispatch is unchanged.

Privacy by the event's rules

Teams stay private, positions are seen in event hours only and deleted afterwards, and the entry list is never used for marketing.

Teams use MSX Share. The event arrives behind an Events key; captains run people and plans, runners use Apple Watch, Wear OS or Garmin, and support vans carry a satellite link through the dead stretches.

Prove it with a working group

Start with ten people. Grow unit by unit.

A bounded trial with one group shows the workflow on the agency's own phones, cars and desks before anyone else is invited.

01

Set up

The org chart, radio and video feed, drone send address, duty checks, first talk groups and call-out lists.

02

Practice

Capture, live share, acknowledgment and call-out with synthetic information and agency-approved participants.

03

Resolve

Review device behavior, audit visibility and recipient boundaries the next morning. Fix and retest.

04

Expand

Agree what success looks like and the support arrangement, then add units one at a time.

Day one, in order: sign in and install the app; load the org chart; name and point the radio and video feed; put the drone send address into the controller; set duty checks and radio rules; make the first talk groups and call-out lists; load the department contacts; invite a first group of ten for a shift.

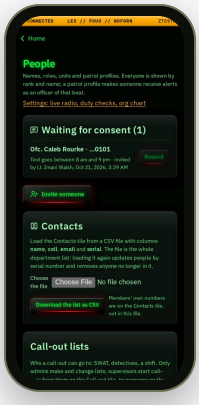

People and invitations

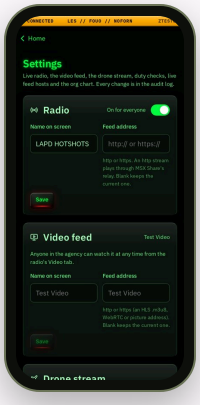

Radio and video feed

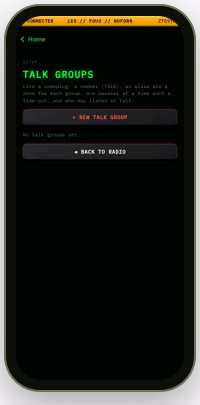

Talk groups

Show us one workflow

A call-out, a field capture or an RTCC share.

Pick one task your agency does every week. GY6 Solutions will scope a first working group around it and run the demonstration on synthetic data.

Field

MSX Share on phones and in-car views.

Command

MSX Ops at the RTCC and command desk.

Connection and events

MSX Bridge for the agency's audio and video; MSX Events for races and event weekends.

Try it today

Create an agency trial account at fs.gy6testdrive.com/?join and run a real field capture, share and call-out.

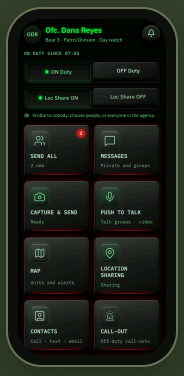

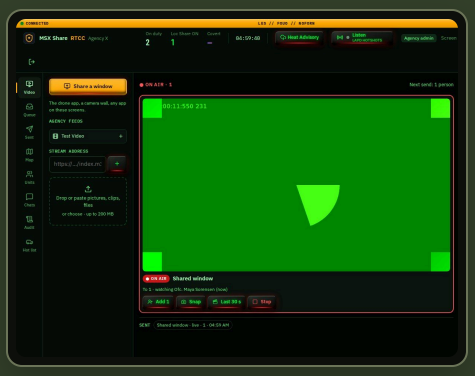

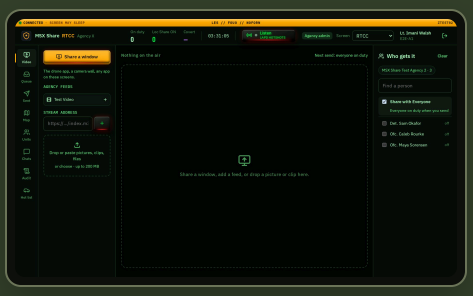

Justin Frank

Chief Executive Officer, GY6 Solutions
justin@gy6solutions.com

Frank Kennedy

Sales Manager, public safety
frank@gy6solutions.com

See the whole MSX line in motion

Share, Ops, Bridge and Events in one 83-second overview. Scan the code or open the video.

Printed copies on request. Ask for printed copies of this briefing and the MSX one-pagers and GY6 Solutions will mail them to you.

MSX Share, MSX Ops, MSX Bridge and MSX Events are products of GY6 Public Safety, a GY6 Global Holdings company, sold, delivered and supported by GY6 Solutions. Every screen shown is the product or a mock-up with synthetic people and data. Independent of and not endorsed by any agency or event.